

ALL INPATIENT (ADULT) PROGRAM OUTCOMES

STRIVING FOR EXCELLENCE

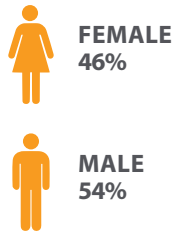
Mary Free Bed at Covenant gathers information on results achieved by patients served in its programs. These results are offered so you can see what others have accomplished during their inpatient stay.

We always learn from our patients about how to improve on excellent care, each and every time, no exceptions!

PERSONS SERVED

NUMBER OF PERSONS SERVED: **861**

Age ¹	MFB@CHC	Nation
Avg. Age	69	68

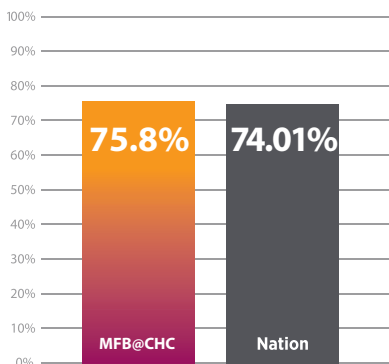


DIAGNOSIS SERVED BY CATEGORY

- Stroke 19%
- Brain injury 18%
- Spinal cord injury 4%
- Orthopedic 5%
- Amputation 3%
- Neurological 14%
- Multiple trauma 4%
- Cardiac 8%
- Miscellaneous 18%

DISCHARGE TO HOME/COMMUNITY

At Mary Free Bed at Covenant, more people were discharged to live in the community compared to the nation.



FUNCTIONAL IMPROVEMENT

Using the QRP Scale

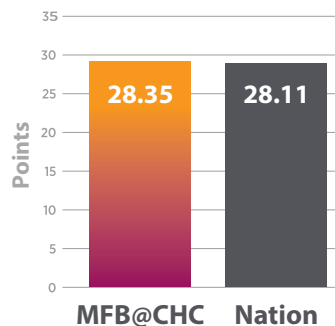
The level of functional improvement of patients in rehabilitation is measured in points gained from admission to discharge for a variety of skills and abilities used in daily life. This is reported to the Centers for Medicare and Medicaid (CMS) through the Quality Reporting Program (QRP), which enables us to compare the functional improvement of Mary Free Bed at Covenant patients to other rehabilitation patients across the nation.

Mary Free Bed at Covenant patients achieved more functional improvement than the national average as measured through QRP.

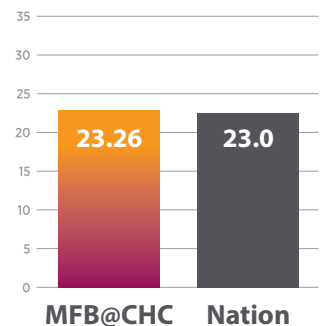
QRP FUNCTIONAL CATEGORIES

Self Care	Eating Oral Hygiene Toilet Hygiene Shower/Bathe Self Dressing
Mobility	Moving in bed Transferring to and from bed, chair, toilet and car Ambulation (walking) and/or wheelchair mobility Stairs

FUNCTIONAL IMPROVEMENT



FUNCTIONAL IMPROVEMENT FOR WHEELCHAIR USERS



ALL INPATIENT (ADULT) PROGRAM OUTCOMES

AVERAGE NUMBER OF THERAPY HOURS

The average number of therapy hours per day for all adult inpatients includes time spent in physical therapy, occupational therapy and speech therapy. During FY2020, patients participated in an average of three hours of daily therapy over a five-day therapy week.

Additionally, and as needed, our patients receive psychology services, respiratory therapy, orthotics and prosthetics, recreational therapy, registered dietitian services and attend education and counseling sessions.

UNPLANNED TRANSFERS FOR ACUTE CARE¹

Under certain circumstances, a patient may demonstrate changes in his or her medical condition that warrant a transfer to acute care for close medical monitoring. If this occurs, patients are transferred to acute-care services and typically return to the inpatient rehabilitation program within a few days. During FY2020, the frequency of these transfers for patients at Mary Free Bed at Covenant was 14.5%.

PATIENT SATISFACTION

In our most recent FY2020 patient satisfaction survey data for all inpatients, Mary Free Bed at Covenant achieved a Likely to Recommend rank in the Press Ganey national database of 94 out of 100 for likelihood to recommend (142 responses). This compares to other inpatient rehabilitation programs in the normative data.




94th


Source: Press Ganey®

FOLLOW UP²

After discharge, adult patients receive a 30-day follow-up call to find out how those served are functioning following the inpatient rehabilitation stay.



Physical Ability
83.4% In this survey, 83.4% of the 427 adult patients who were contacted stated their physical abilities had improved or remained the same compared to the time of discharge.



Health Status
83.2% The survey also showed that 83.2% of the 427 adult patients responding had improved or maintained their health status since discharge.



CARF Accredited as an Inpatient Rehabilitation Hospital-Adults.



Accredited by Healthcare Facilities Accreditation Program.

Data Source: eRehabData®
eRehabData® is owned by AMRPA and is built, maintained, and operated by Fleming AOD © 2001 - 2017
eRehabData®
¹Data from Tableau
²Follow Up Data: This information was sourced from REDCap